

CPDQC5V0HT-HF

High-Reliability and High-Performance

RoHS Device

Halogen Free



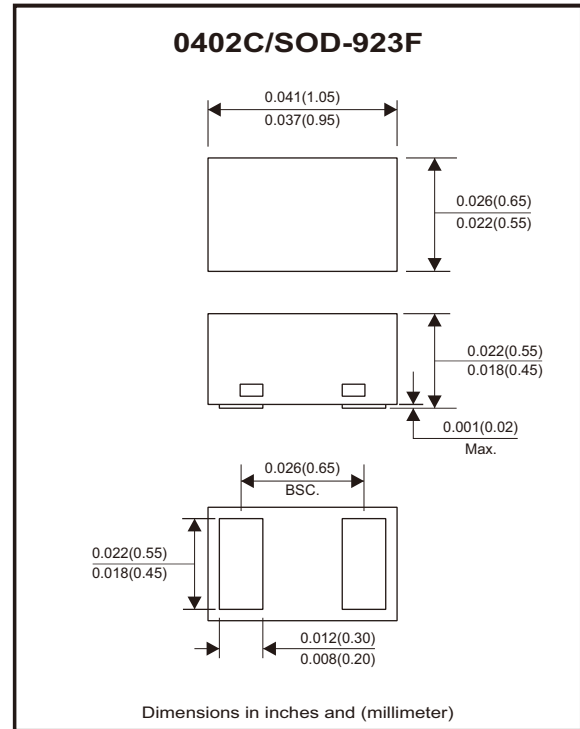
Features

- Bi-directional ESD protection.
- IEC 61000-4-2 Level 4 ESD protection.
- Ultra small SMD package:0402C.
- Surface mount package.
- High component density.

Mechanical data

- Case: 0402C/SOD-923F standard package, molded plastic.
- Terminals: Gold plated, solderable per MIL-STD-750, method 2026.
- Mounting position: Any.
- Weight: 0.001 grams (approx.).

Circuit Diagram



Maximum Rating (at $T_A=25^\circ\text{C}$ unless otherwise noted)

Parameter	Conditions	Symbol	Value	Unit
Peak pulse power	$T_P = 8/20\mu\text{s}$	P_{PP}	264	W
Peak pulse current	$T_P = 8/20\mu\text{s}$	I_{PP}	22	A
ESD capability	IEC 61000-4-2(air) IEC 61000-4-2(contact)	ESD	± 30	kV
Operating temperature range		T_j	-55 to +125	$^\circ\text{C}$
Storage temperature range		T_{STG}	-55 to +150	$^\circ\text{C}$

Electrical Characteristics (at $T_A=25^\circ\text{C}$ unless otherwise noted)

Parameter	Conditions	Symbol	Min	Typ	Max	Unit
Working peak reverse voltage		V_{RWM}			5	V
Breakdown voltage	$I_T = 1\text{mA}$	V_{BR}	6			V
Reverse leakage current	$V_{RWM} = 5\text{V}$	I_R		0.01	0.5	μA
Clamping voltage	$I_{PP} = 5\text{A}, T_P = 8/20\mu\text{s}$	V_C		8	9.5	V
	$I_{PP} = 22\text{A}, T_P = 8/20\mu\text{s}$	V_C		10	12	V
Junction capacitance	$V_R = 0\text{V}, f = 1\text{MHz}$	C_J		65	80	pF

Rating and Characteristic Curves (CPDQC5V0HT-HF)

Fig.1 - 8/20μs Peak Pulse Current
Waveform Acc. IEC 61000-4-5

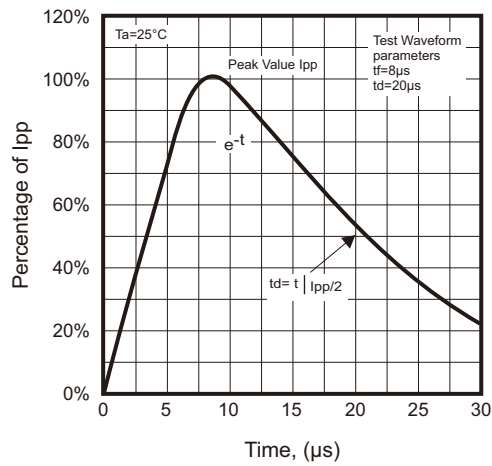


Fig.2 - Power Rating Derating Curve

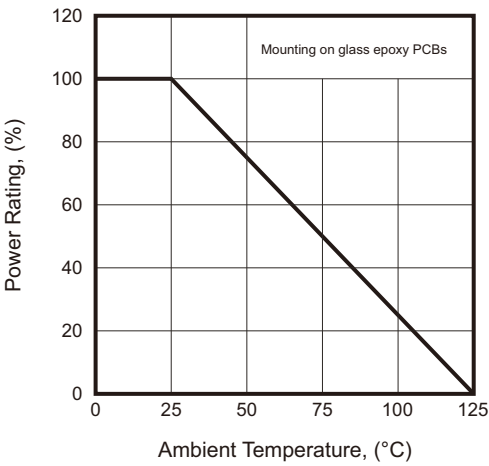


Fig.3 - Typical Clamping Voltage vs.
Peak Pulse Current

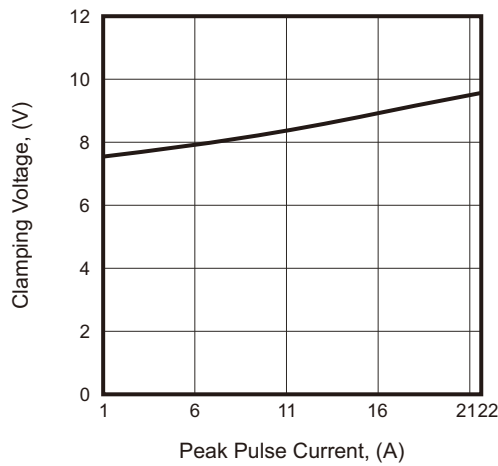
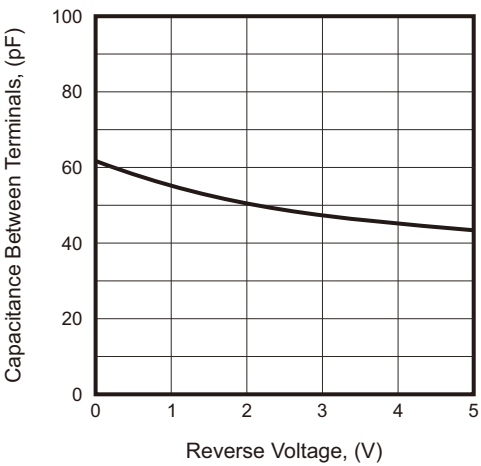
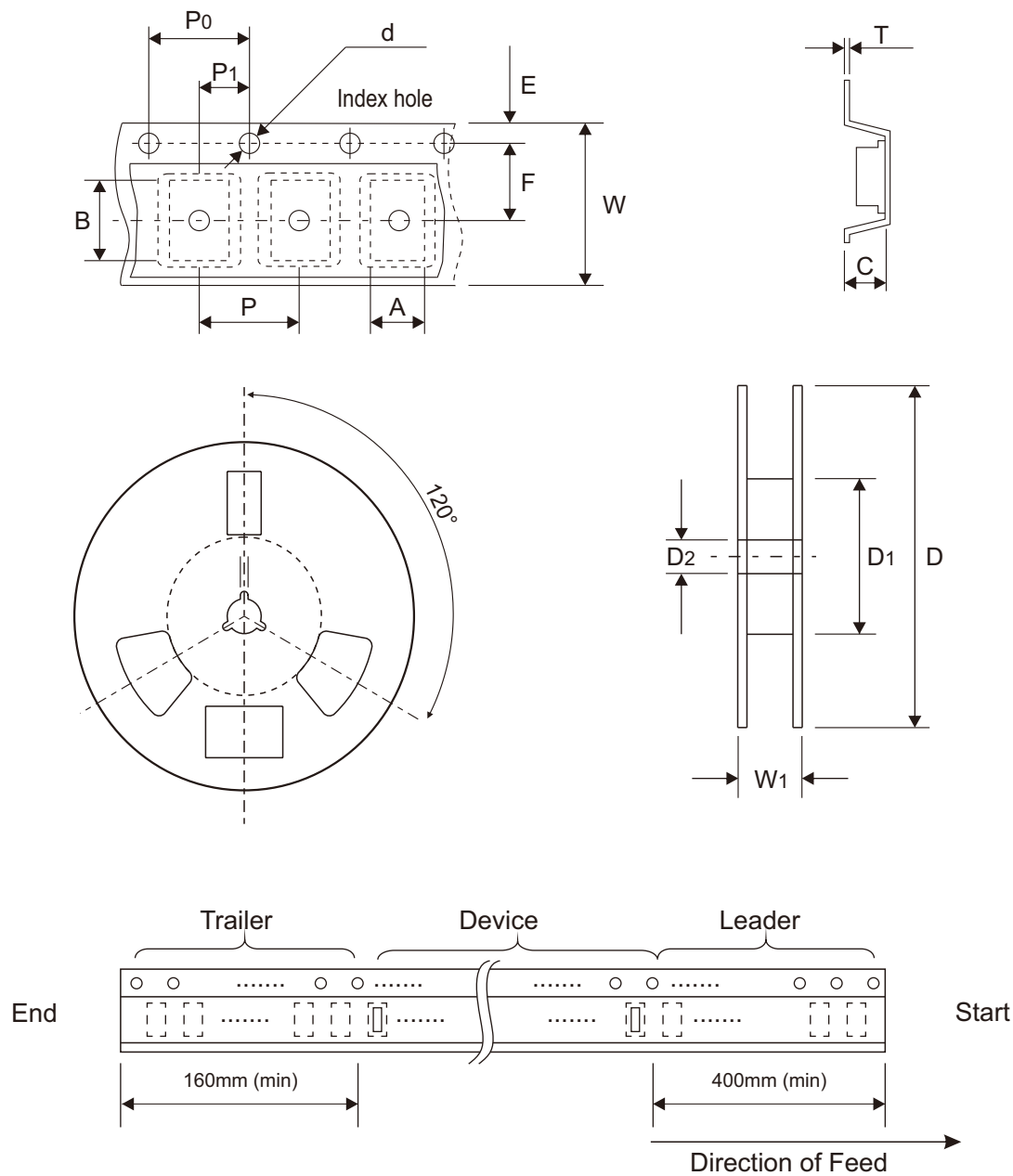


Fig.4 - Typical Capacitance Between
Terminals Characteristics



Reel Taping Specification



0402C (SOD-923F)	SYMBOL	A	B	C	d	D	D1	D2
	(mm)	0.75 ± 0.05	1.17 ± 0.05	0.65 ± 0.05	$1.50 + 0.10 - 0.00$	178.00 ± 1.00	60.00 ± 0.50	13.50 ± 0.20
	(inch)	0.030 ± 0.002	0.046 ± 0.002	0.026 ± 0.002	$0.059 + 0.004 - 0.000$	7.008 ± 0.039	2.362 ± 0.020	0.531 ± 0.008

0402C (SOD-923F)	SYMBOL	E	F	P	P0	P1	T	W	W1
	(mm)	1.75 ± 0.10	3.50 ± 0.10	4.00 ± 0.10	4.00 ± 0.10	2.00 ± 0.10	$0.20 + 0.02 - 0.05$	8.00 ± 0.20	$12.00 + 0.50 - 0.00$
	(inch)	0.069 ± 0.004	0.138 ± 0.004	0.157 ± 0.004	0.157 ± 0.004	0.079 ± 0.004	$0.008 + 0.001 - 0.002$	0.315 ± 0.008	$0.472 + 0.020 - 0.000$

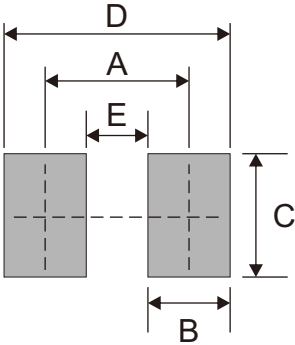
Marking Code

Part Number	Marking Code
CPDQC5V0HT-HF	E5T



Suggested P.C.B. PAD Layout

SIZE	0402C/SOD-923F	
	(mm)	(inch)
A	0.70	0.028
B	0.40	0.016
C	0.60	0.024
D	1.10	0.043
E	0.30	0.012



Standard Packaging

Case Type	REEL PACK	
	REEL (pcs)	Reel Size (inch)
0402C/SOD-923F	5,000	7